

Beautiful KITCHENS & Baths™

Discover
Perfection

Our Most Elegant
Looks Ever


Winter 2010
Display until February 8

\$7.99



KitchenBathIdeas.com

Bring French Flair Home p. 17
Keys to a Chic Guest Bath p. 22



elegance defined

Old-world architectural elements and a soothing color palette make this dream kitchen a warm and inviting place to gather.

Writer: Rachel Haugo Photographer: Michael Partenio Field Editor: Stacy Kunstel



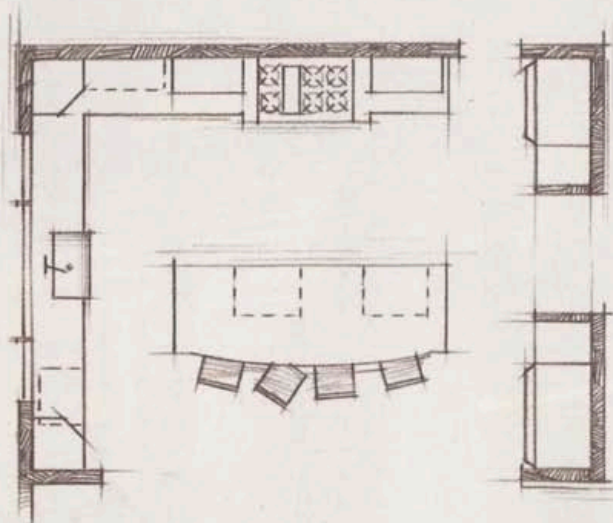
A large hood above the range echoes the lines of the adjacent hutchlike cabinets and mimics the style of an old French fireplace mantel. Small spice shelves tuck neatly behind corbels.

K

im and Paul Dacier's Georgian Colonial home outside of Boston wasn't designed to be their forever home. "We thought we'd be here for a period of time, and then move on to build our dream home," Kim says. As the years passed they kept updating the home, calling on their original builder, Ed W. Tarca, founder and president of E.W. Tarca Construction, for his expertise. "The lines of the original structure were very traditional, so it was easy to add on to," Kim says.

More than 10 years later, the time came to remodel the kitchen. So the Daciers again called on Tarca. "Since I'd worked with the Daciers for more than a decade and knew them well, I knew what look they'd want and what kinds of materials they'd like in their new kitchen," he says. When he spotted elegant Habersham cabinets, he knew the style would be ideal for his clients. "Kim had furniture from this manufacturer already in her home, so when I showed her the samples, I knew it would be a perfect match."

Tarca was right. Having lived with white kitchens over the years, Kim was ready to try something different that would have a romantic feel with an element of surprise. The distressed finish of the painted cabinets filled the bill. But there was one stipulation. "I loved the cabinets in the kitchen Ed showed me," Kim says. "But if I was going to get the old-world feel with the cabinets, I also wanted coordinating moldings." So Tarca worked with the cabinet manufacturer to create intricate moldings that blend seamlessly with the surrounding cabinetry.



Warm green paint on the perimeter cabinets mimics the hues found in Kim and Paul Dacier's lush gardens. "When I look out the windows from the kitchen, I can see my flower boxes and gardens and I feel like they're inside with me," Kim says.






"I still want to pinch myself every time
I walk in because it's just so *beautiful*."

—homeowner Kim Dacier

Lessons Learned

Homeowner Kim Dacier loved the distressed finish and beautiful detailing of the custom Habersham cabinetry and wished to replicate the look throughout her new kitchen. Instead of traditional white-painted moldings, Kim worked with builder Ed W. Tarca and the cabinet manufacturer to create custom moldings that support the room's distinctive style. From the scrolling woodwork on the range hood to the heavily detailed crown molding, Tarca customized every part of the kitchen to bring Kim's vision to life.





"The custom-designed moldings add the elegant touch Kim wanted," he says.

To develop the layout for the kitchen, Kim turned to Lisa Strain, kitchen designer, interior designer, and owner of Hallmark Interiors. "We tore out the entire kitchen and started from scratch, creating an open feel and efficient work space," Strain says. The island anchors the kitchen, acting both as a buffet when the Daciers entertain and as a casual place to eat breakfast and read the morning paper.

For continuity, Strain incorporated pieces from the cabinetmaker's furniture line. For example, bookcases flank both the kitchen and family room sides of a doorway, creating a dramatic archway complete with integrated lighting and custom moldings.

A warm mix of brown hues in the wood floors, travertine countertops, copper sink, and painted island and walls reinforce the old-world feel, while unexpected details, such as the onyx

mosaic tile backsplash and handcrafted chandeliers, add a touch of glamour.

"When I look around my kitchen, I can't imagine what I would do next to make it better," Kim says. "I consider this my dream kitchen—it's everything I want. I still want to pinch myself every time I walk in because it's just so beautiful."

Opposite, Top Left: Intricate moldings create a layered, elegant feel. Glass-front cabinets showcase the Daciers' dishware collection.

Opposite, Top Middle: The distressed finish on the cabinetry gives the kitchen a casual look. "I love the finish of the cabinets," Kim says. "They're livable. Every time you ding them, they look better."

Opposite, Top Right: Handcrafted crystal chandeliers recall antique European pieces. **Opposite Bottom:** A large island, topped with dark travertine, anchors the kitchen. **Above:** Open shelves flank the arched doorway from the family room to the kitchen. Originally designed as freestanding bookcases, builder Ed W. Tarca built in the units to mimic the cabinetry in the rest of the kitchen.





Opposite: Replacing an outdated bay window with a large window allows Kim to enjoy the view of her stunning gardens. Above: Tarca tucked the microwave into the island across from the range. "Having it down low makes it so much easier for me to use than when I had one up high," Kim says.

DESIGNER PICKS

Cabinetry, hardware: Habersham Home; 800/422-3374; habershamdesigns.com

Range, wall oven: Wolf Appliance, Inc.; 800/332-9513; wolfappliance.com

Farmhouse sink: Herbeau Creations of America; 800/547-1608; herbeau.com

Faucet: Rohl; 800/777-9762; rohlhome.com

Chandeliers: David Iatesta, Iatesta & Co., Inc.; 410/604-0360; davidlatesta.com

**ADDITIONAL RESOURCES
BEGIN ON PAGE 116**